

Scaled data based on original data using
LM-79-08 Approved Method: Electrical and Photometric Measurements of Solid-
State Lighting Products

Test Report Prepared for
Cooper Lighting Solutions
(formerly Eaton)

Brand: STREETWORKS

Report Number: P944170

Luminaire Tested: **GLAN-SB9A-730-U-5WQ**

Issue Date: 1/21/2025

Test Information

Test Method: LM-79-08
Report Number: P944170
TEST IS SCALED FROM IESNA LM-79-08 TEST DATA (G2-2405-108-1)
Test Lab: INNOVATION CENTER
Issue Date: 1/21/2025
Manufacturer: COOPER LIGHTING SOLUTIONS (FORMERLY EATON)
Product Line: STREETWORKS
Catalog Number: GLAN-SB9A-730-U-5WQ
Description: GALLEON AREA AND ROADWAY HIGH DENSITY LED LUMINAIRE
(9) 70 CRI, 3000K, 350mA LIGHTSQUARES WITH 26 LEDS EACH AND TYPE V WIDE OPTICS
Light Source: -
Ballast/Driver: -

Summary

Lumens per Lamp: N/A
Luminaire Lumens: 41328 lumens
Efficiency: N/A
Efficacy: 161.8 lumens/watt
Luminous Opening: Rectangular (W 1.5' x L: 1.5' x H: 0')
IES Classification: Type V - Short
BUG Rating: B5 - U0 - G4

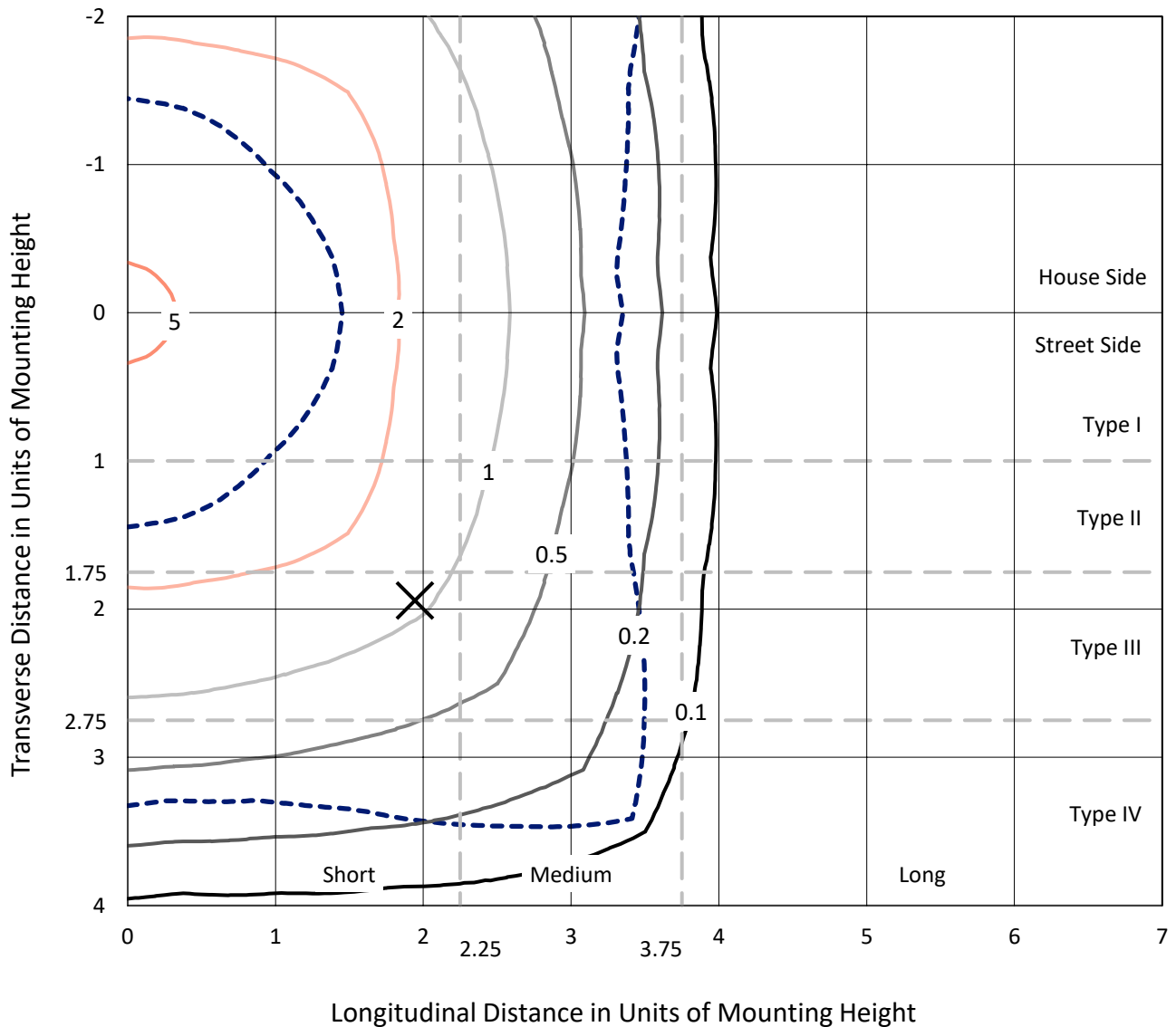
Input Watts (W): 255.5
Input Voltage (V): NR
Input Current (Ain): NR
Voltage Rise (V): NR
Power Factor: NR
Total Harmonic Distortion (THDi): NR
Frequency (hertz): 60
Stabilization Time: NR
Operation Time: NR
Ambient Temperature (°C): NR
Test Distance: 24 FT



REPORT NUMBER: P944170
 CATALOG NUMBER: GLAN-SB9A-730-U-5WQ

Iso-Footcandle Lines of Horizontal Illumination

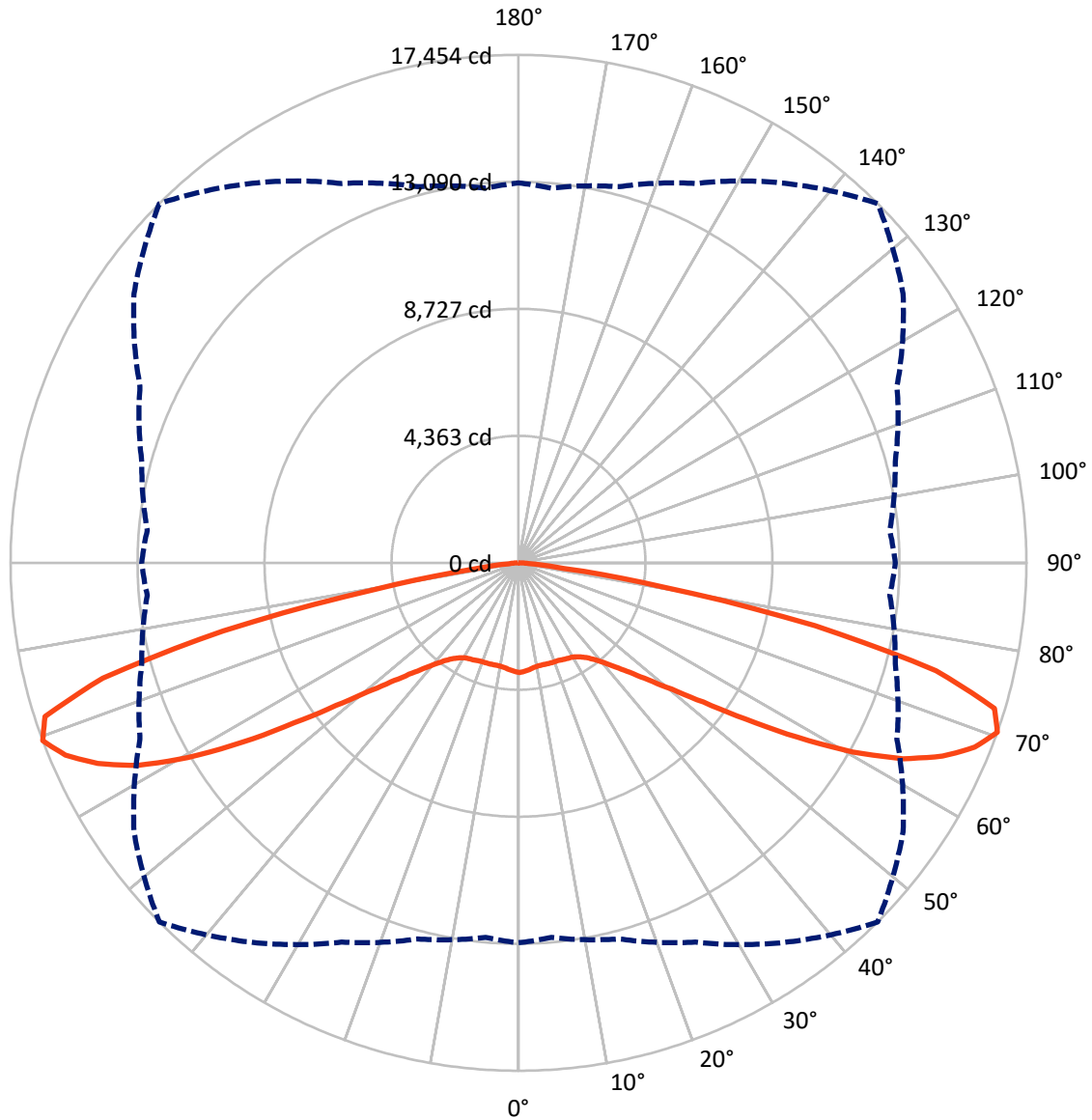
✕ Max cd
 - - - 1/2 Max cd



Based on 25 foot mounting height. Maximum calculated value = 6 fc
 Type V - Short - N/A

REPORT NUMBER: P944170
CATALOG NUMBER: GLAN-SB9A-730-U-5WQ

Luminous Intensity Polar Plot



— Vertical Plane Through 45-Deg Lateral - - - Horizontal Cone Through 70-Deg Vertical

REPORT NUMBER: P944170
 CATALOG NUMBER: GLAN-SB9A-730-U-5WQ

FLUX DISTRIBUTION:

		Downward	Upward	Total
House Side	Lumens	20664.0	0.0	20664.0
	% Fixture	50.0	0.0	50.0
Street Side	Lumens	20664.0	0.0	20664.0
	% Fixture	50.0	0.0	50.0
Total	Lumens	41328.0	0.0	41328.0
	% Fixture	100.0	0.0	100.0

ZONAL LUMENS:

Zone	Lumens	% Fixture
0°-10°	350.7	0.8
10°-20°	1029.7	2.5
20°-30°	1713.6	4.1
30°-40°	2591.5	6.3
40°-50°	4306.4	10.4
50°-60°	8126.1	19.7
60°-70°	13721.3	33.2
70°-80°	9016.3	21.8
80°-90°	472.4	1.1
90°-100°	0.0	0.0
100°-110°	0.0	0.0
110°-120°	0.0	0.0
120°-130°	0.0	0.0
130°-140°	0.0	0.0
140°-150°	0.0	0.0
150°-160°	0.0	0.0
160°-170°	0.0	0.0
170°-180°	0.0	0.0
0°-90°	41328.0	100.0
0°-180°	41328.0	100.0

Coefficient of Utilization

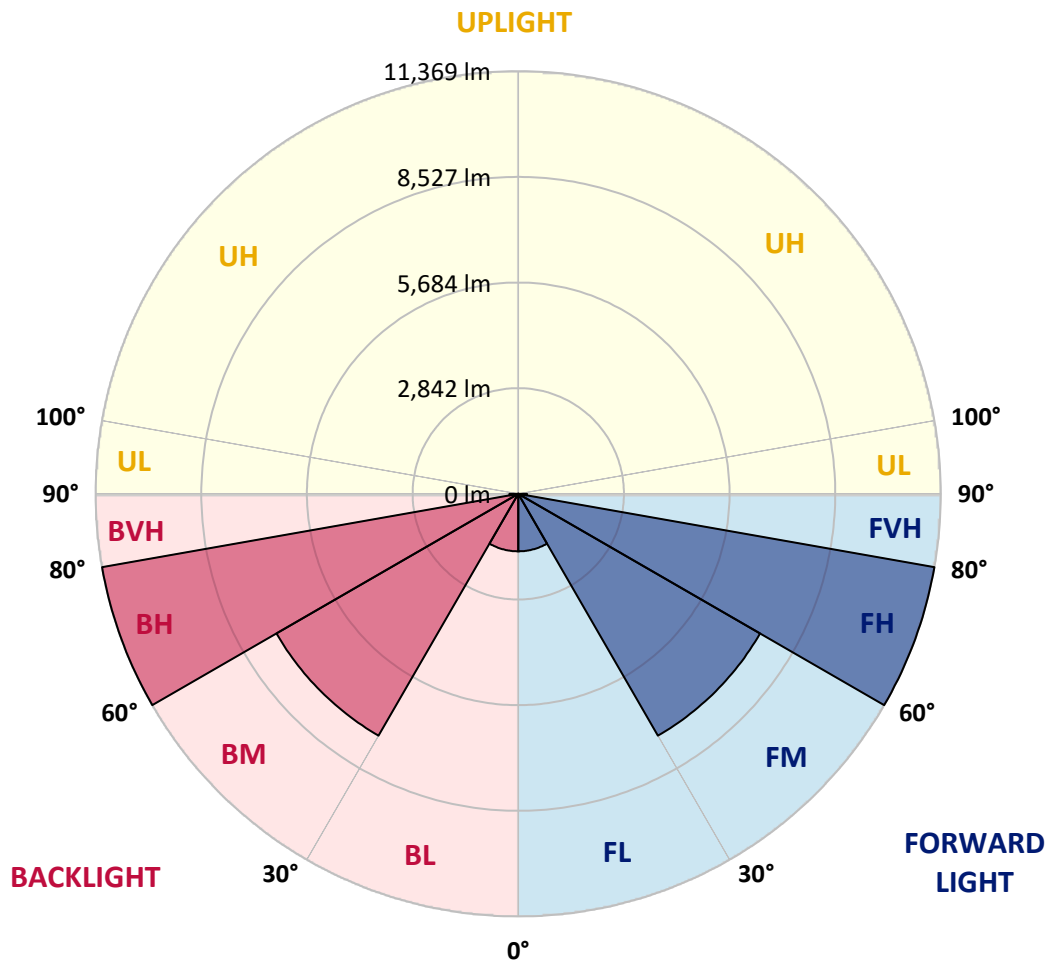


REPORT NUMBER: P944170
 CATALOG NUMBER: GLAN-SB9A-730-U-5WQ

LUMINAIRE CLASSIFICATION SYSTEM LUMEN TABLE AND BUG RATING:

Zone	Lumens	% Fixture	Zone Rating/Lumen Limit		
			B	U	G
FL (0°-30°)	1547.0	3.7			
FM (30°-60°)	7512.0	18.2			
FH (60°-80°)	11368.8	27.5			G4/12000
FVH (80°-90°)	236.2	0.6			G3/500
BL (0°-30°)	1547.0	3.7	B3/2500		
BM (30°-60°)	7512.0	18.2	B4/8500		
BH (60°-80°)	11368.8	27.5	B5		G4/12000
BVH (80°-90°)	236.2	0.6			G3/500
UL (90°-100°)	0.0	0.0		U0/0	
UH (100°-180°)	0.0	0.0		U0/0	

BUG Rating: B5-U0-G4
 Type V Short



REPORT NUMBER: P944170
 CATALOG NUMBER: GLAN-SB9A-730-U-5WQ

CANDELA DISTRIBUTION (FULL):

	0°	5°	15°	25°	35°	45°	55°	65°	75°	85°
0°	3769.9	3769.9	3769.9	3769.9	3769.9	3769.9	3769.9	3769.9	3769.9	3769.9
2.5°	3746.3	3757.1	3752.8	3744.2	3744.2	3737.7	3744.2	3748.5	3754.9	3759.2
5°	3696.9	3705.5	3703.4	3696.9	3699.1	3692.6	3696.9	3703.4	3707.7	3709.8
7.5°	3653.9	3662.5	3658.2	3647.5	3647.5	3641.1	3643.2	3649.7	3656.1	3658.2
10°	3643.2	3651.8	3638.9	3621.7	3615.3	3606.7	3608.8	3615.3	3628.2	3634.6
12.5°	3647.5	3653.9	3641.1	3615.3	3608.8	3600.2	3600.2	3606.7	3623.9	3632.5
15°	3660.4	3666.8	3647.5	3619.6	3613.1	3606.7	3604.5	3613.1	3632.5	3647.5
17.5°	3684.0	3690.5	3660.4	3621.7	3613.1	3615.3	3613.1	3619.6	3649.7	3677.6
20°	3705.5	3709.8	3669.0	3621.7	3613.1	3615.3	3613.1	3626.0	3664.7	3703.4
22.5°	3711.9	3716.2	3677.6	3636.8	3630.3	3632.5	3630.3	3643.2	3679.7	3718.4
25°	3714.1	3720.5	3690.5	3658.2	3669.0	3673.3	3669.0	3671.1	3699.1	3733.4
27.5°	3746.3	3754.9	3727.0	3699.1	3705.5	3703.4	3709.8	3716.2	3737.7	3772.1
30°	3812.9	3819.4	3795.7	3767.8	3763.5	3748.5	3767.8	3789.3	3812.9	3843.0
32.5°	3922.5	3935.4	3905.3	3875.2	3855.9	3847.3	3862.3	3898.8	3931.1	3963.3
35°	4105.1	4113.6	4085.7	4029.9	3995.5	3995.5	4008.4	4055.6	4107.2	4148.0
37.5°	4362.8	4373.6	4324.2	4257.6	4206.0	4206.0	4223.2	4272.6	4349.9	4407.9
40°	4676.5	4691.5	4629.2	4560.5	4511.0	4502.5	4523.9	4579.8	4652.8	4725.9
42.5°	5054.5	5071.7	4990.1	4929.9	4891.3	4891.3	4902.0	4953.6	5020.1	5110.4
45°	5537.8	5567.9	5456.2	5396.1	5359.6	5368.1	5374.6	5419.7	5479.8	5583.0
47.5°	6113.5	6143.6	6025.5	5963.2	5956.7	5997.5	5971.8	6004.0	6036.2	6154.4
50°	6766.6	6818.1	6736.5	6732.2	6745.1	6820.3	6760.1	6777.3	6740.8	6816.0
52.5°	7565.7	7640.9	7625.8	7651.6	7795.5	7950.2	7812.7	7752.6	7615.1	7638.7
55°	8534.5	8648.3	8669.8	8824.5	9151.0	9466.8	9174.6	8931.9	8639.7	8586.0
57.5°	9636.5	9726.7	9829.8	10145.6	10755.6	11316.3	10755.6	10218.6	9758.9	9649.3
60°	10822.2	10933.9	11032.7	11498.9	12405.4	13193.7	12388.2	11535.4	10927.5	10779.3
62.5°	12096.0	12240.0	12308.7	12826.4	13883.3	14824.2	13898.3	12865.1	12190.6	12031.6
65°	13318.3	13436.5	13513.8	14065.9	15075.5	16018.5	15144.2	14126.0	13432.2	13223.8
67.5°	13887.6	13952.0	14141.1	14766.2	15831.6	16907.8	16012.1	14832.7	14057.3	13692.1
70°	13054.1	12923.1	13378.5	14379.5	15921.8	17453.5	16128.1	14349.4	13400.0	12807.1
72.5°	10087.6	9862.0	10652.5	12364.6	14890.7	17105.5	14993.9	12461.2	11144.4	9941.5
75°	5488.4	5232.8	6324.1	8489.4	11874.8	14826.3	12147.6	8732.1	7041.5	5447.6
77.5°	1548.8	1452.1	2332.9	4107.2	7142.5	10409.8	7417.4	4197.4	2766.8	1641.2
80°	474.7	459.7	623.0	1237.3	3033.1	4985.8	2915.0	1252.4	792.7	500.5
82.5°	281.4	257.8	309.3	451.1	773.3	1566.0	751.8	470.4	378.1	253.5
85°	161.1	150.4	182.6	219.1	259.9	333.0	217.0	223.4	201.9	135.3
87.5°	66.6	60.1	70.9	68.7	60.1	77.3	58.0	68.7	81.6	53.7
90°	0.0	0.0	0.0	0.0	0.0	0.0	0.0	0.0	0.0	0.0

(END C

90°
3769.9
3757.1
3709.8
3658.2
3634.6
3634.6
3649.7
3677.6
3705.5
3718.4
3731.3
3763.5
3836.5
3950.4
4133.0
4386.5
4702.2
5103.9
5578.7
6120.0
6770.9
7559.2
8502.2
9572.0
10650.4
11902.7
13120.7
13696.4
12948.9
10240.1
5802.1
1823.8
528.4
275.0
141.8
49.4
0.0

OF REPORT)